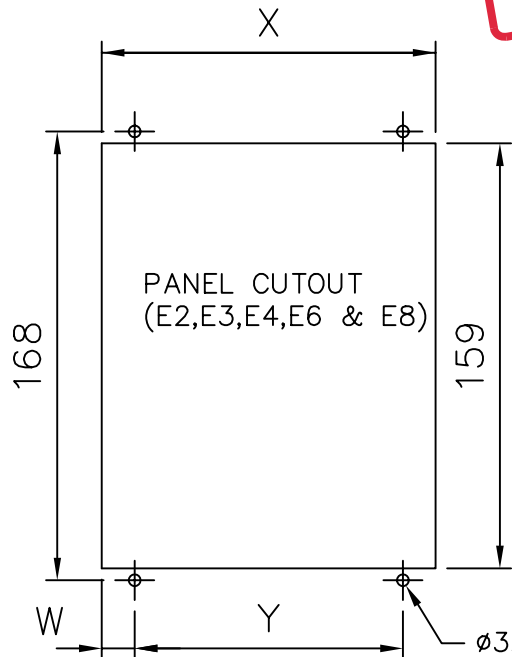


IF IN DOUBT ASK
DO NOT SCALE

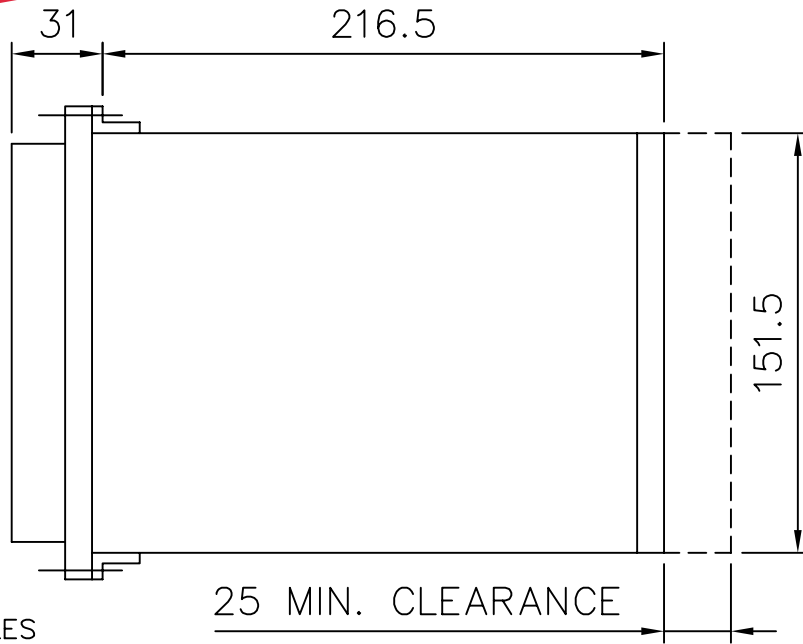
**NOT SUBJECT TO UPDATE
ONCE COPIED / PRINTED
OR DOWNLOADED**



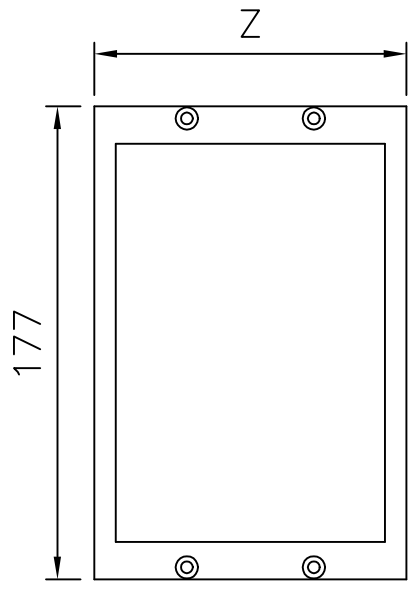
PANEL CUTOUT
(E2,E3,E4,E6 & E8)

PANEL CUT-OUT

Ø3.6-4 HOLES
(SEE NOTE)



25 MIN. CLEARANCE



DRAWING OFFICE ONLY NOTE

ANY CHANGE TO THIS DRG MUST BE REFLECTED ON DRGS 2995X10002,X10003, X10004,X10006 ,X10008 & CATALOGUE.

EPSILON CASE SIZE					
	E2	E3	E4	E6	E8
W	10.5	10.4	10.25	10	9.75
X	47	72.75	98.5	150	201.5
Y	26	52	78	130	182
Z	51.5	77.5	103.5	155.5	207.5

NOTE:
THE Ø3.6 HOLES ARE FOR M4 THREAD FORMING (TRILOBULAR) SCREWS. THESE ARE SUPPLIED AS STANDARD AND ARE SUITABLE FOR USE IN FERROUS/ALUMINIUM PANELS 1.6mm THICK AND ABOVE. FOR OTHER PANELS, HOLES TO BE M4 CLEARANCE (TYPICALLY Ø4.5) AND RELAYS MOUNTED USING M4 MACHINE SCREWS, NUTS AND LOCKWASHERS (SUPPLIED IN PANEL FIXING KIT).

MATERIAL:

Copyright © 2001

Reyrolle Ltd.

1	1/8/01	CHANGE NOTED
ISSUE	DATE	

Dimensions in millimetres : Surface texture in micrometres.
Machine where marked ✓
For explanation of dimensions, tolerances, notes etc. see B.S.308.
Limit on untoleranced unmachined dimensions ± _____
Limits on untoleranced machined dimensions to B.S.4500;
i.e. up to 6±0.1; over 30 to 120±0.3; over 315±0.8;
over 6 to 30±0.2; over 120 to 315±0.5;
General unmachined angular tolerance ± _____

Finish: _____
Treatment: _____

Title:
OVERALL DIMENSIONS AND PANEL DRILLING FOR EPSILON E2/E3/E4/E6 & E8 CASES.

**Reyrolle Protection
Hebburn.**

Original Scale:
NTS

First used on: _____
Similar Articles: _____
Supersedes: _____
Drg.No.
2995X10017

DRAWN: M LEASK	CHECKED:	APPROVED: R.D.WATSON	DATE: 11/07/02	I.E.	OPS.	PCP.	Purch. Spec.	TQ.	EAC	CE.	STD.	A4h
----------------	----------	----------------------	----------------	------	------	------	--------------	-----	-----	-----	------	-----