

Features

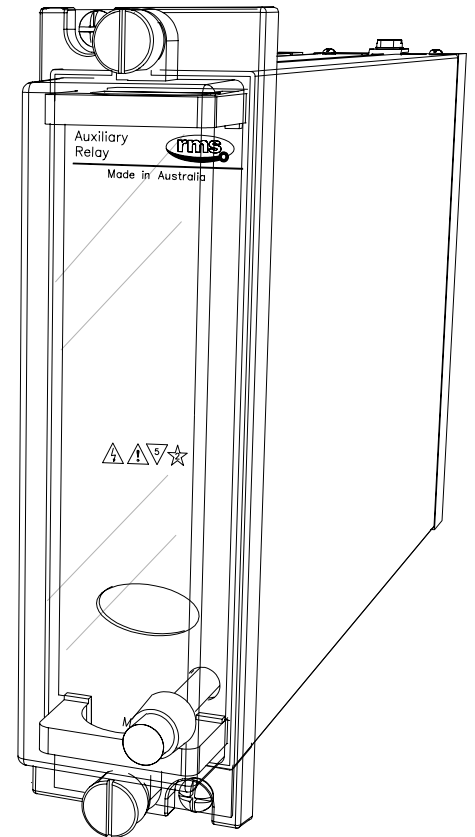
- Low burden
- Hand reset contacts
- Hand reset flag indicator
- 6 contacts - specify M or B
- Draw out case
- Equivalent function to MVAA13

Application

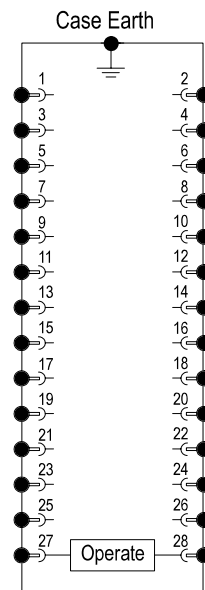
The operating element for the 6R MATRIX Auxiliary Relay functional elements are designated 6RM & are based on our 6R Series relays.

The type 6RA Series elements are low burden auxiliary relays which can be used where a scheme demands several contacts for event recording, alarm initiation, contact logic arrangements, etc.

Contacts are constructed from silver / copper alloy, shaped & positioned to ensure very reliable, low resistance operation. Over travel of the contacts during each operation causes a wiping action ensuring a clean "make".



2M28 draw out case



Case terminations (REAR VIEW)

6RA13-6 Terminal Numbers						
Contacts	1-3	2-4	5-7	6-8	9-11	10-12
6M	M	M	M	M	M	M
5M+1B	M	M	M	M	M	B
4M+2B	M	M	M	M	B	B
3M+3B	M	M	M	B	B	B
2M+4B	M	M	B	B	B	B
1M+5B	M	B	B	B	B	B
6B	B	B	B	B	B	B

OPERATING BURDEN (Maximum)

Operating burden is <2W at nominal voltage.

OPERATED BURDEN (Burden after pick up at nominal)

Hand reset contacts: Zero

THERMAL RATING

All operate & reset circuits are designed to withstand continuous application of 120% of nominal voltage

OPERATING TIME

All contact configurations: 75ms maximum

CONTACT OPERATION

Latching contacts with front panel hand reset button.

FLAG OPERATION

Each relay element is supplied with a flag (target) indicator. The indicator consists of a high visibility solid dayglow orange mechanical flag.

Operation: Drops on coil energisation.
Reset: Hand reset.

OPERATING VOLTAGE RANGE

Guaranteed operation between 75% & 120% of nominal rated operating voltage.

NOMINAL OPERATING VOLTAGES

24, 32, 48, 110, 125 & 250V DC available.

CASE SIZE

2M28 draw out case

CONTACTS

6 contacts
User to specify combination of make & break contacts

INSULATION WITHSTAND in accordance with IEC 255-5:

2KV RMS & 1.2/50 5KV impulse between:

- ◆ all terminals & frame
- ◆ each contact group
- ◆ all contacts & coil

Ordering Codes

Generate the required ordering code as follows:

e.g. 6RA13-6-D-4M-2B



1 NOMINAL OPERATE VOLTAGE

- | | |
|----------|-----------|
| A 24V DC | D 110V DC |
| B 32V DC | E 125V DC |
| C 48V DC | F 250V DC |

2 CONTACT ARRANGEMENT (Not to exceed maximum)

Specify the number of "MAKES" followed by M; i.e. 4M
Specify the number of "BREAKS" followed by B; i.e. 2B

6R RELAY CONTACT RATINGS

Make & Carry Continuously

3,000 VA AC resistive with maximums of 660V & 12A
3,000 W DC resistive with maximums of 660V & 12A

Make & Carry for 3 Seconds

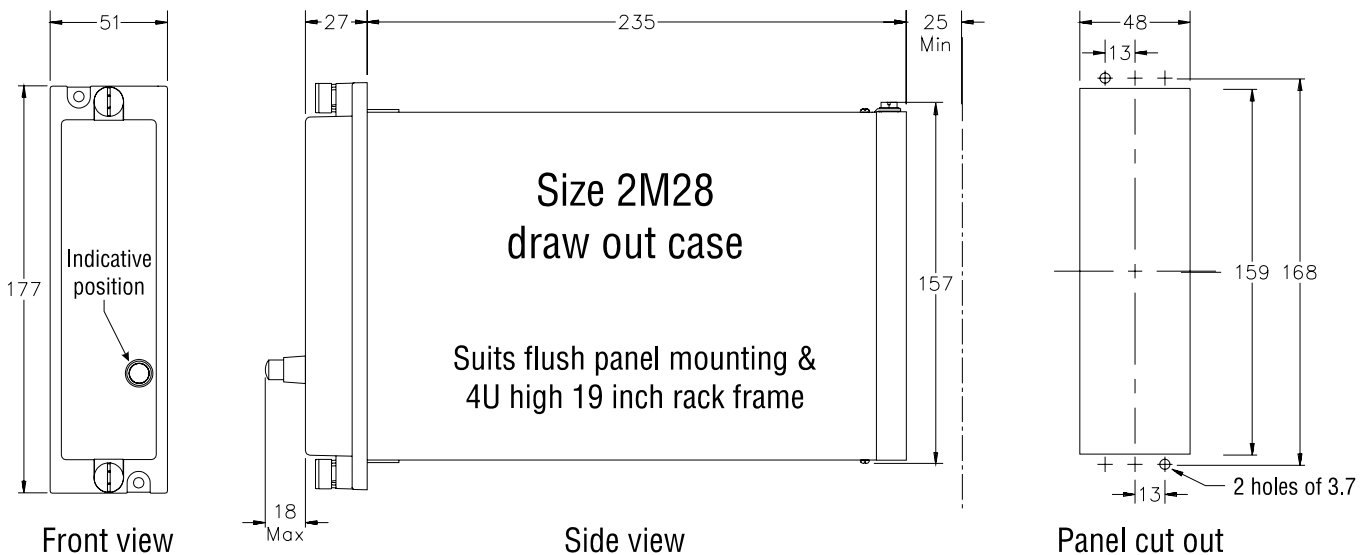
7,500 VA AC resistive with maximums of 660V & 30A
7,500 W DC resistive with maximums of 660V & 30A

AC Break Capacity

3,000 VA AC resistive with maximums of 660V & 12A

DC Break Capacity (Amps)

Voltage	24V	48V	125V	250V
Resistive rating	12	2	0.5	0.25
L/R=40ms Maximum break	12	1	0.25	0.15



Australian Content

Unless otherwise stated the product(s) quoted are manufactured by RMS at our production facility in Melbourne Australia. Approximately 60% of our sales volume is derived from equipment manufactured in house with a local content close to 90%. Imported components such as semi-conductors are sourced from local suppliers & preference is given for reasonable stock holding to support our build requirements.

Quality Assurance

RMS holds NCSI (NATA Certification Services International), registration number 6869 for the certification of a quality assurance system to AS/NZS ISO9001-2000. Quality plans for all products involve 100% inspection and testing carried out before despatch. Further details on specific test plans, quality policy & procedures may be found in section A4 of the RMS product catalogue.

Product Packaging

Protection relays are supplied in secure individual packing cardboard boxes with moulded styrene inserts suitable for recycling. Each product & packing box is labeled with the product part number, customer name & order details.

Design References

The products & components produced by RMS are based on many years of field experience since Relays Pty Ltd was formed in 1955. A large population of equipment is in service throughout Australia, New Zealand, South Africa & South East Asia attesting to this fact. Specific product & customer reference sites may be provided on application.

Product Warranty

All utility grade protection & auxiliary relay products, unless otherwise stated, are warranted for a period of 24 months from shipment for materials & labour on a return to factory basis. Repair of products damaged through poor application or circumstances outside the product ratings will be carried out at the customer's expense.

Standard Conditions of Sale

Unless otherwise agreed RMS Standard Terms & Conditions (QF 907) shall apply to all sales. These are available on request or from our web site.



Relay Monitoring Systems Pty Ltd

6 Anzed Court, Mulgrave, Victoria 3170, AUSTRALIA

Tel: 61 3 9561 0266 Fax: 61 3 9561 0277 Email: rms@rmspl.com.au Web: www.rmspl.com.au