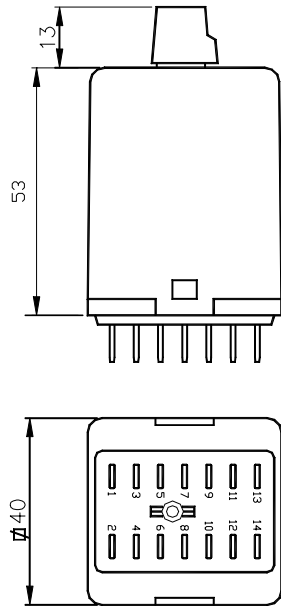


TIME DELAY RELAY

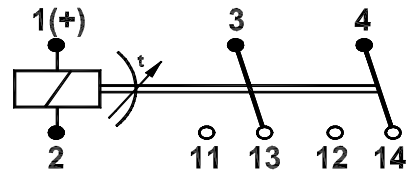
Product TDB2 series 2 pole delay-on timer relay	Country of origin The Netherlands
---	--

Dimensions	Company
-------------------	----------------



P.O. Box 7023
3502 KA Utrecht
The Netherlands
T +31 (0)30-288 13 11
F +31 (0)30-289 88 16
E sales@nieaf-smitt.nl
I www.nieaf-smitt.nl

Connection diagram

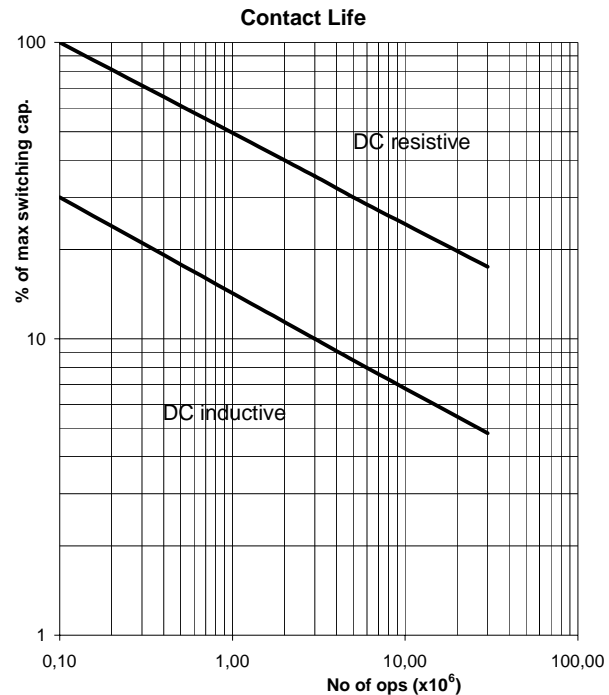
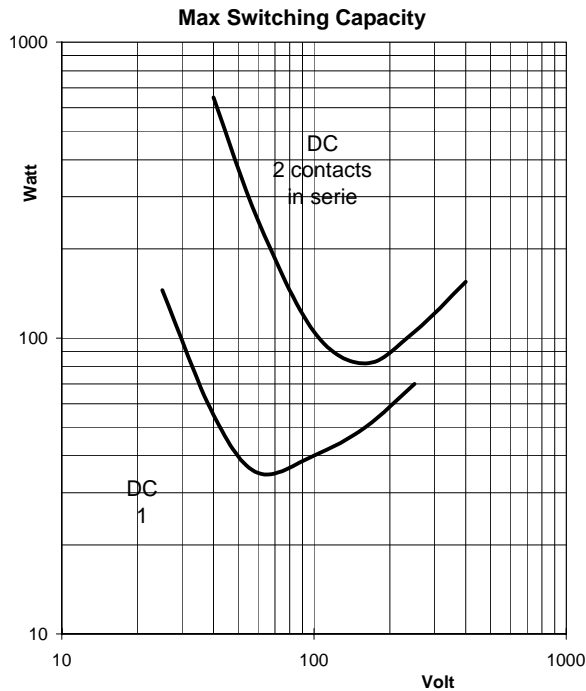


Description

Electronic plug-in timer-relay with two change-over contacts .
This relay has less height than the TDB4 relay which has four change-over contacts.
The delay time is adjustable with a lockable knob.
The relay can also be supplied with a fixed time delay. (No knob)
Standard equipped with double zenerdiode or VDR coil protection. (option Q)

Coil data AC/DC				Timing diagram		
Type	U_{nom} (V)	U_{min} (V)	U_{max} (V)			
TDB2-024-xx	24	19,2	28,8			
TDB2-048-xx	48	38,4	57,6			
TDB2-060-xx	60	48	72			
TDB2-110-xx	110	88	132			
TDB2-125-xx	125	100	150			
TDB2-220-xx	220	176	242			
Coil data AC						
TDB2-230-xx	230	184	253			
Nom. powerconsumption				during delay time: < 0.5 W		
				after switching on: < 2.0 W		
Pull-in time Depending on pull-in time setting (xx)						
Time ranges, adjustable	0.1-1 s	0.3 - 3 s	0.6 - 6 s	1 - 10 s	3 - 30 s	6 - 60 s
		0.3 - 3 min	0.6 - 6 min	1 - 10 min	3 - 30 min	
Adjustment accuracy	< 10%					
Repeat accuracy	± 0.5 %					
Time variation	vs voltage variation			± 0.05 % / % U_{nom}		
	vs temperature variation			± 0.02 % / K		
Recovery time	< 0.2 s					
Release time	< 40 ms					
Max permissible ripple	50%					

Contact data			
Max. make current	15 A	Material	Ag + 0.2 μ m Au
Nom. current	6 A (AC1 ; IEC 60947)	Contactgap	0.3 mm
Max. breaking capacity		Insulation between open contacts	1 kV, 50 Hz, 1min
DC	300 V, 300 mA	Contactforce	> 20 cN
AC	250 V, 2.6 A	Note: contacts cannot have a different position. (Forced contacts, Weld no transfer)	
Min. contact continuity	4V/2mA/0.1W-VA		
Max. contact resistance	15 m Ω (initial)		
Maximum switching capacity and contact life: see graph.			



General Data		
Dielectric strength		
Pole-Pole		2 kV, 50 Hz, 1 min
Cont-Coil	IEC 60077	2 kV, 50 Hz, 1 min
Pulse withstanding	IEC 60255-5	5 kV (1.2/50 μ s)
EMC according to	EMC directive , EN50121-3-2	
Vibration	IEC 60077 IEC 60571-1 IEC 60068-2-6	5 g at 50 Hz 2 g at 10 - 150 Hz
Shock	IEC 60077	5 g at 50 Hz
Mechanical life		30*10 ⁶ ops
Max. switching frequency		1200 ops/h
Weight		110 g
Temperature	T _{amb,max} T _{amb,min}	+55 °C - 25 °C
Humidity		80%, condensation not permitted
Protection		IP 50
Materials		Makrolon Polyester
Options		
E	gold plated contacts	
K	special dust protection (only for fixed time setting)	
B	magnetic arc blow out	