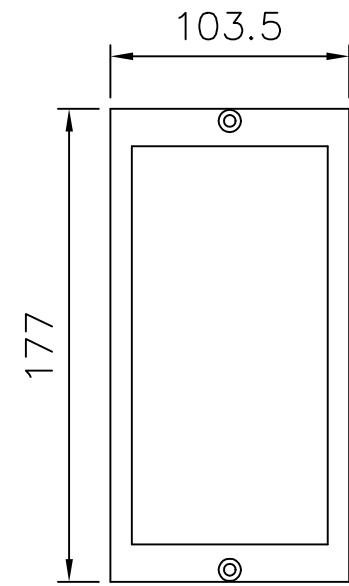
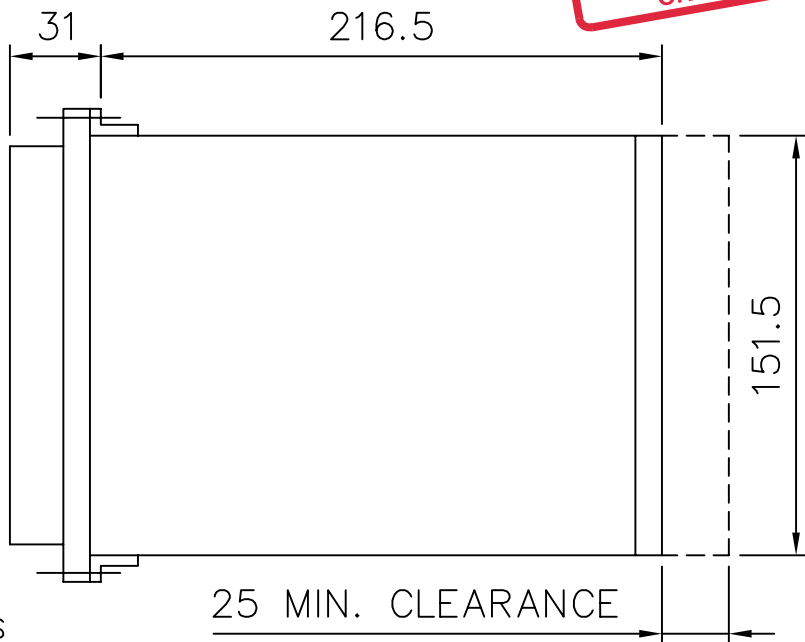
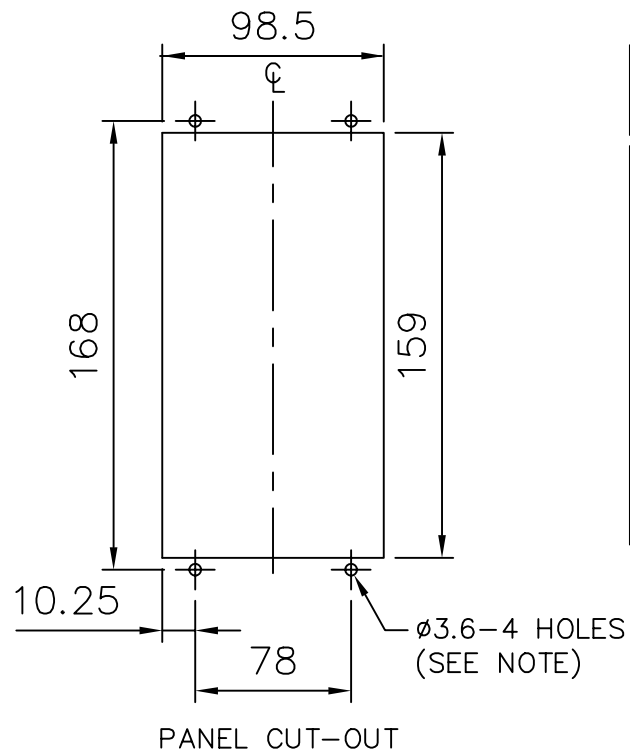


IF IN DOUBT ASK
DO NOT SCALE

NOT SUBJECT TO UPDATE
ONCE COPIED / PRINTED
OR DOWNLOADED



NOTE:
THE $\phi 3.6$ HOLES ARE FOR M4 THREAD FORMING (TRILOBULAR) SCREWS. THESE ARE SUPPLIED AS STANDARD AND ARE SUITABLE FOR USE IN FERROUS/ALUMINIUM PANELS 1.6mm THICK AND ABOVE. FOR OTHER PANELS, HOLES TO BE M4 CLEARANCE (TYPICALLY $\phi 4.5$) AND RELAYS MOUNTED USING M4 MACHINE SCREWS, NUTS AND LOCKWASHERS (SUPPLIED IN PANEL FIXING KIT).

DRAWING OFFICE ONLY NOTE

ANY CHANGE TO THIS DRG MUST BE REFLECTED ON DRG 2995X10017 & CATALOGUE

MATERIAL:

Copyright © 1999 Reyrolle Ltd.

2	30/7/01	MN995/2125
1	12/07/99	CHANGE
ISSUE	DATE	NOTED

Dimensions in millimetres : Surface texture in micrometres. Machine where marked <input checked="" type="checkbox"/> For explanation of dimensions, tolerances, notes etc. see B.S.308. Limit on untoleranced unmachined dimensions \pm _____ Limits on untoleranced machined dimensions to B.S.4500; i.e. up to 6 ± 0.1 ; over 30 to 120 ± 0.3 ; over 315 ± 0.8 ; over 6 to 30 ± 0.2 ; over 120 to 315 ± 0.5 ; General unmachined angular tolerance \pm _____	Finish:	Title. OVERALL DIMENSIONS AND PANEL DRILLING FOR EPSILON E4 CASE.	First used on:
	Treatment:		Original Scale.
		Reyrolle Protection Hebburn.	Supersedes:
		NTS	Drq.No. 2995X10004
DRAWN: T.CARR	CHECKED:	APPROVED: R.D.WATSON	DATE: 11/07/02
		I.E.	OPS.
			PCP.
			Purch. Spec.
			TQ.
			EAC
			CE.
			STD.
			A4h